

WIND[alarm] WIND WARNING

SERIAL AND ANALOG SOLUTION

Lambrecht meteo offers a choice of two sets of wind-warning systems for applications in which wind speed is a critical parameter. Continuous monitoring of wind speed with a reliable wind speed alarm is especially crucial in the construction and mining industries, as well as for managing open-air events.

The alarm warns of risks for people and equipment on cranes or container terminals and is a prerequisite for complying with applicable safety regulations. Continuous monitoring of wind speed using a wind alarm can save lives and prevent costly equipment damages.

In agriculture, wind warning is used to optimize the application of pesticides and to make greenhouses storm-proof.




For more details about ARCO-Modbus, click here to visit our website.



SET 1 - Serial

Including sensor cable, 15 m, 4-pin, M12



ARCO-Modbus

Data Logger
met[LOG]

Measure Precisely, Alarm Reliably, Display and Record in Detail - SET 1

- ▶ Alarms are transmitted via the 4 digital outputs (supply voltage is switched through)
- ▶ 8 warning channels, which can be logically linked (AND/OR), enable wind direction-dependent warnings with combined wind sensor ARCO-Modbus
 - Configuration of the alarms via the integrated met[APP]
 - Display of measured values and alarms in customizable web page
 - Configuration is password-protected
 - Hysteresis function or window function
 - Adjustable switching delay
 - Time-controlled alarm (time and day of the week)
 - Logic test of the configured alarms
 - Function test of the digital outputs via the web page
- ▶ Logging the measured values for insurance claims



WIND[alarm]



For more details about INDUSTRY, click here to visit our website.



SET 2 - Analog

Including sensor cable, 15 m, 4-pin, M12



INDUSTRY



WWS Wind Warning System

Proven Technology for Safety in Potentially Dangerous Situations - SET 2

The wind-warning system includes the WWS Wind Warning Device and the INDUSTRY Wind Speed Sensor. An optimal heating concept ensures the trouble-free, year-round use of these robust devices. The INDUSTRY sensor, with its attractive price-to-performance ratio, has been proven in extensive applications worldwide.

- ▶ Reliable: Immediate detection of technical faults (fault message in case of missing or defective wind sensor)
- ▶ User-Friendly: Operating mode display via multicolored, illuminated LCD
- ▶ Flexible: Two freely-configurable relays; on-delay and off-delay separately adjustable
- ▶ Application-Oriented: Individually set function parameters allow application customization
- ▶ Energy Efficient: Minimal power requirements with the INDUSTRY sensor's optimum heating concept
- ▶ Easy to Use: Simple configuration on the device or via PC
- ▶ Secure: Edit lock ensures protection against unintended parameter changes
- ▶ Easy Installation: Simple and fast top-hat rail mounting

Applications



Copyright Photos: ©Gina Sanders, ©RCH, ©Half Beier - Adobe Stock - 46.21

CALL OR EMAIL FOR A QUOTE

LAMBRECHT meteo GmbH

Tel +49 (0) 551-4958-0 · info@lambrecht.net · www.lambrecht.net